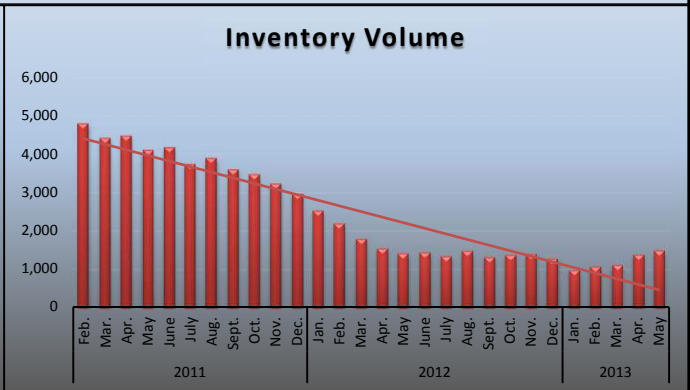
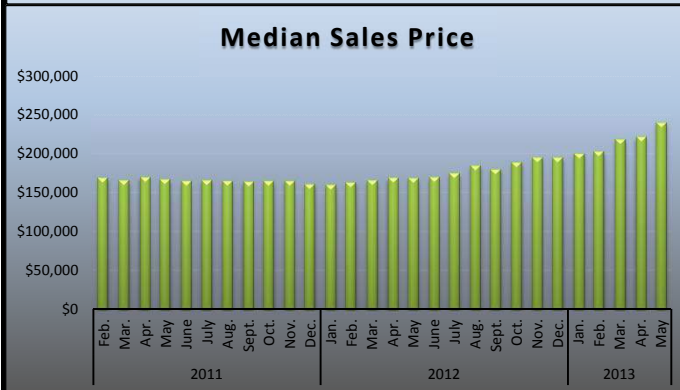
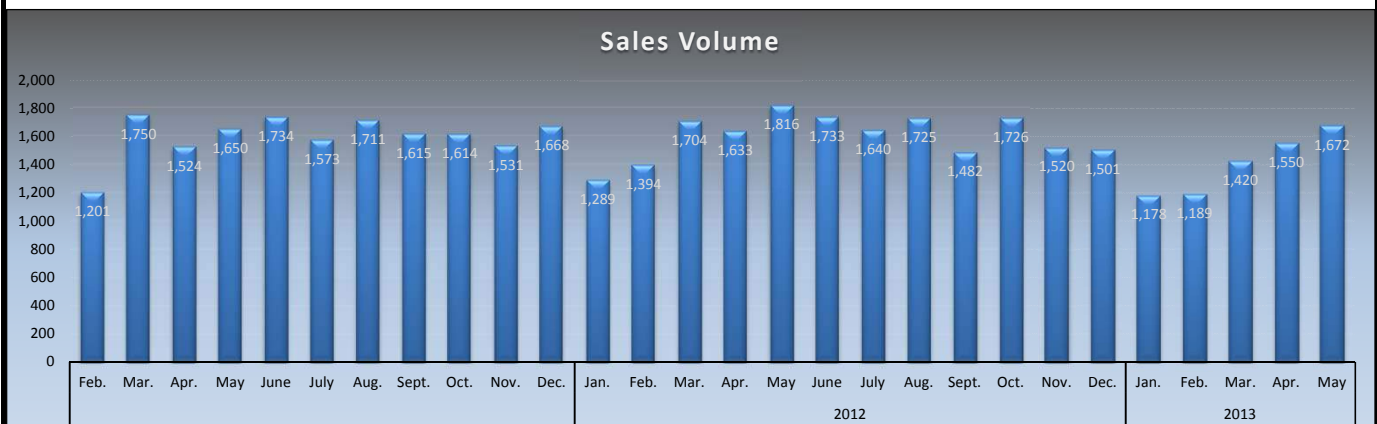


MLS STATISTICS for May 2013
Data for Sacramento County and the City of West Sacramento



SINGLE FAMILY HOME RESALES

Monthly Statistics	Current Month	% of Total Sales	Last Month	Change	% of Total Sales	Last Year	% of Total Sales	Change
Listings Published this Month	2,049		2,099	-2.4%		1,458		40.5%
Active Listing Inventory †	1,488		1,381	7.7%		1,413		5.3%
Active Short Sale (included above)	66		65	1.5%		325		
Pending Short Lender Approval	1,180		1,305	-9.6%		2,561		-53.9%
Pending Sales This Month	1,391		1,344	3.5%		1,706		-18.5%
Number of REO Sales	115	6.9%	133	-13.5%	8.6%	504	27.8%	-77.2%
Number of Short Sales	371	22.2%	361	2.8%	23.3%	546	30.1%	-32.1%
Conventional Sales	1,186	70.9%	1,056	12.3%	68.1%	766	42.2%	54.8%
Total Number of Closed Escrows	1,672	100.0%	1,550	7.9%	100.0%	1,816	100.0%	-7.9%
Months Inventory	0.9 Months		0.9 Months	0.0%		0.8 Months		12.5%
Dollar Value of Closed Escrows	\$448,734,255		\$384,238,732	16.8%		\$353,461,901		27.0%
Median	\$240,000		\$222,000	8.1%		\$168,750		42.2%
Mean	\$268,382		\$247,736	8.3%		\$194,638		37.9%
Year-to-Date Statistics	01/01/13 to 05/31/13		01/01/13 to 05/31/13			1/1/2012		Change
	SAR monthly data, compiled		MetroList YTD data			5/31/2012		
Number of Closed Escrows	7,009		7,207			7,836		-10.6%
Dollar Value of Closed Escrows	\$1,729,715,900		\$1,771,906,654			\$1,450,870,608		19.2%
Median	\$220,000		\$220,000			\$165,000		33.3%
Mean	\$245,859		\$245,859			\$189,257		29.9%



† includes: Active, Active Release Clause, Active Short Sale, Active Short Sale Contingent, Active Court Approval and Active Court Contingent listings

This representation is based in whole or in part on data supplied by MetroList. MetroList does not guarantee, nor is it in any way responsible for, its accuracy. Data maintained by MetroList does not reflect all real estate activity in the market. All information provided is deemed reliable, but it is not guaranteed and should be independently verified. For the most current statistical information, visit

www.sacrealtor.org/publicaffairs/statistics

Based on Multiple Listing Service data from MetroList. © 2013 SAR.

Compiled monthly by Tony Vicari, Community Relations Manager, Sacramento Association of REALTORS® | www.sacrealtor.org | 916.437.1205

MLS STATISTICS for May 2013

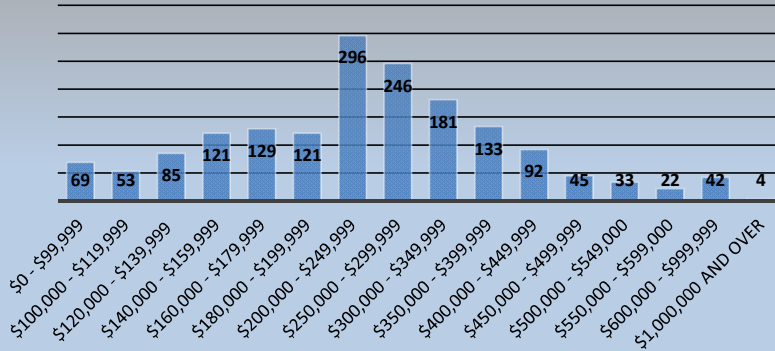
Data for Sacramento County and the City of West Sacramento

BREAKDOWN OF SALES BY PRICE

Type of Financing/Days on Market

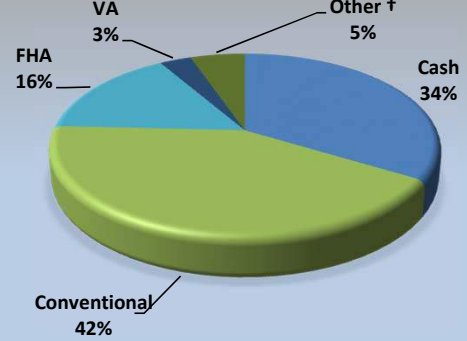
1 House on Lot

Total: 1,672



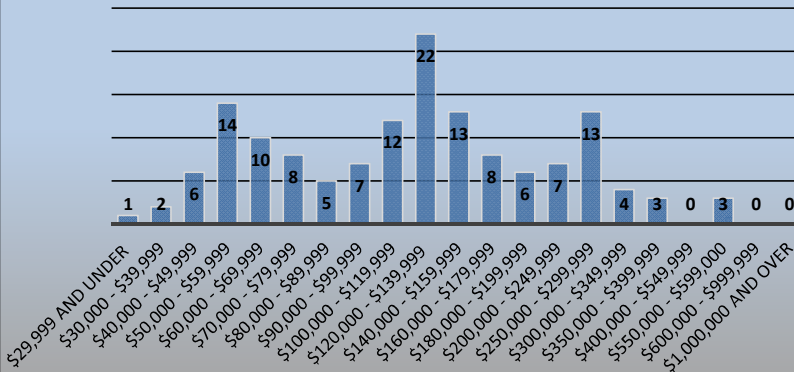
TYPE OF FINANCING

(1 House on Lot/Condo)



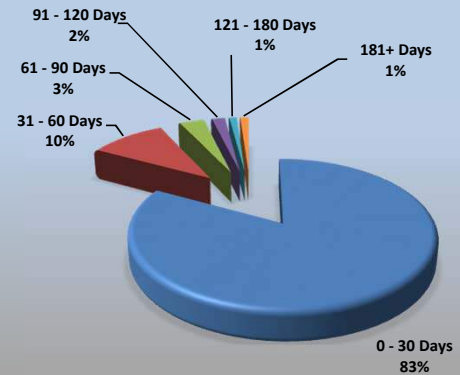
Condos

Total: 144



DAYS ON MARKET

(1 House on Lot/Condo)



Type of Financing	Current Month		Previous Month		LENGTH OF TIME ON MARKET				
	# of Units	% of Total	# of Units	% of Total	(SFR & Condo) Days on Market	# of Units	% of Total		
Financing Method							Current Month	Last 4 Months	Last 12 Months
Cash	611	33.6%	625	37.2%	0 - 30	1,507	82.9%	79.0%	68.4%
Conventional	765	42.1%	604	35.9%	31 - 60	182	10.0%	10.9%	12.7%
FHA	287	15.8%	308	18.3%	61 - 90	59	3.2%	4.4%	6.5%
VA	56	3.1%	49	2.9%	91 - 120	31	1.7%	2.2%	4.2%
Other †	97	5.3%	96	5.7%	121 - 180	18	1.0%	2.1%	4.2%
Total	1,816	100.0%	1,682	100.0%	181+	20	1.1%	1.4%	4.0%
					Total	1,817	100.0%	100.0%	100.0%

* half-plex, 2-on-1, mobile home

† includes: cal vet, contract of sale, creative, farm home loan, owner financing.

Median DOM: 9.5
 Average DOM: 20
 Average DOM 1 - 180 Days: 17.5
 Average DOM 181+ Days: 294

This representation is based in whole or in part on data supplied by MetroList. MetroList does not guarantee, nor is it in any way responsible for, its accuracy. Data maintained by MetroList does not reflect all real estate activity in the market. All information provided is deemed reliable, but it is not guaranteed and should be independently verified. For the most current statistical information, visit

www.sacrealtor.org/public_affairs/statistics

Based on Multiple Listing Service data from MetroList. © 2013 SAR.

Compiled monthly by Tony Vicari, Community Relations Manager, Sacramento Association of REALTORS® | www.sacrealtor.org | 916.437.1205